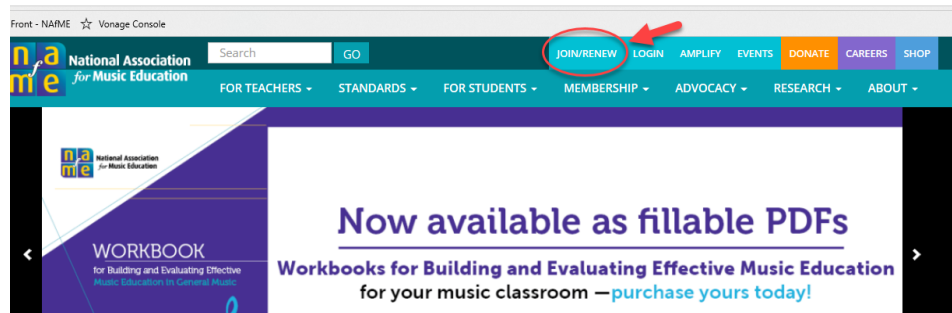


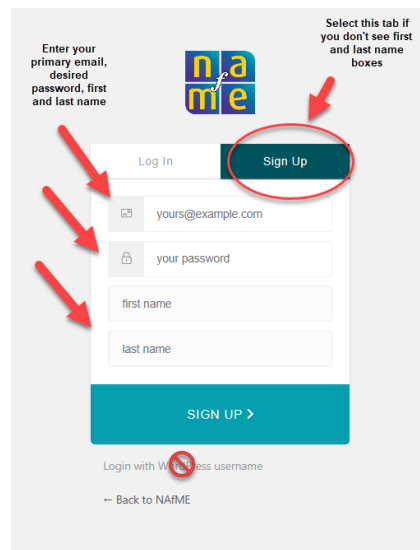
How to Join

Hello Prospective member. We are providing the following instructions and illustrations to make it easier for you to complete your new account creation.

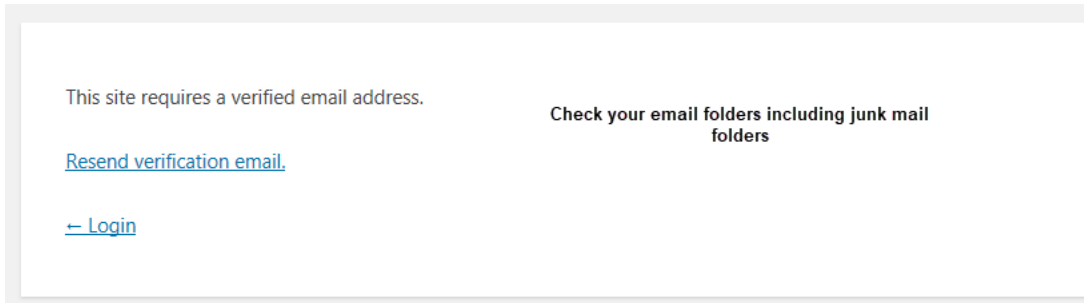
- Select Join/Renew from the NAFME home page



- At the login prompt. Select the Sign Up tab shown in the illustration below.
- Add your email address (personal recommended).
- Add your password, your first name and your last name to the appropriate fields.
- Click the SIGN UP > button.

A screenshot of the NAFME login and sign-up form. The form is white with a teal header. At the top left, it says 'Enter your primary email, desired password, first and last name'. At the top right, it says 'Select this tab if you don't see first and last name boxes'. The form has two tabs: 'Log In' and 'Sign Up'. The 'Sign Up' tab is circled in red with a red arrow pointing to it. Below the tabs are four input fields: 'yours@example.com' (with an email icon), 'your password' (with a lock icon), 'first name', and 'last name'. At the bottom of the form is a teal button labeled 'SIGN UP >'. Below the button, there is a link for 'Login with Windows username' and a link for 'Back to NAFME'.

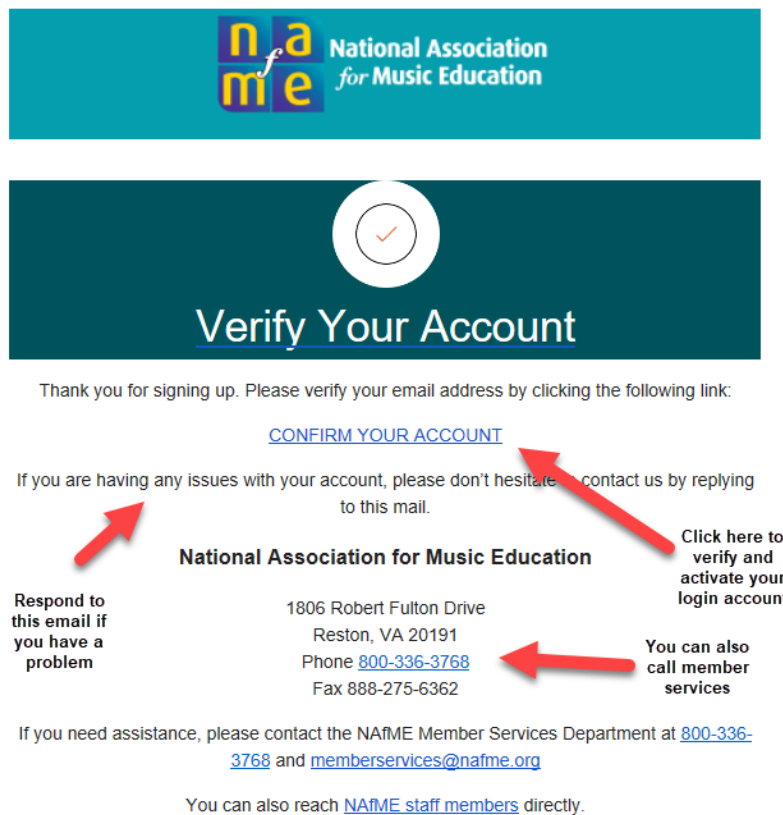
When you receive the following notification, you should check your email. Check your junk mail if you do not receive an email message within 2 minutes.



If you do not receive an email, you can select the “resend verification email” link.

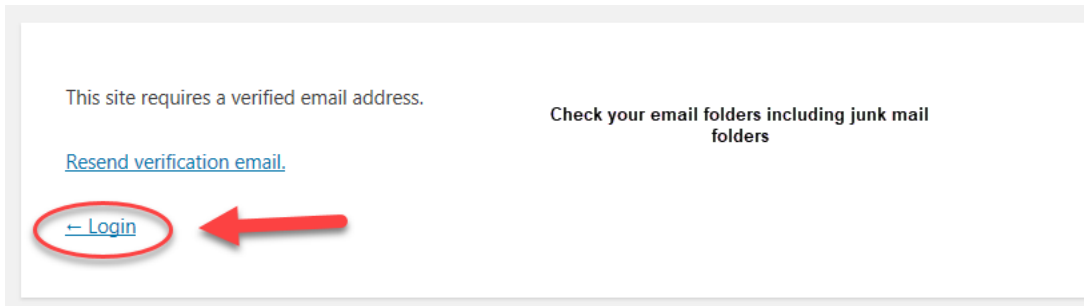
If you do not receive an email like the one below, please call us at 800-336-3768 or send an email to membersupport@nafme.org for assistance with your account creation.

Your email should look like the following illustration.

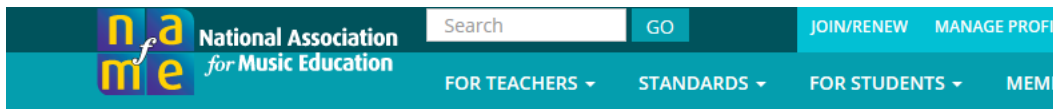


Click the “CONFIRM YOUR ACCOUNT” link.

Return to your browser window and select “<-Login” as in the illustration below



You may briefly see the login prompt, however your screen should continue to log you in automatically and send you to the Manage Profile page.



Home / Manage Profile

Manage Profile

Please enter or update your information

Membership Info

Member Id

002051462

Membership Years

Membership

Paid Thru

mm/dd/yyyy

Chapter Name

Please Enter or Update your Information

First Name

E-Mail Address

Complete this form with your address and contact information, then click the save button at the bottom.

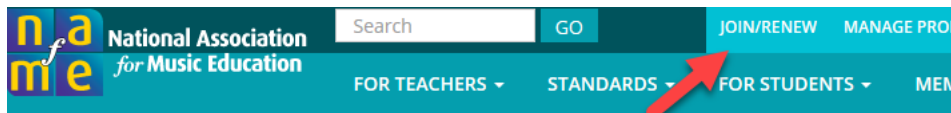
Selecting your membership or Renewing

Log in with your email and password.

If you don't remember your password and/or you never receive a password recovery email from the system, please call us at 800-336-3768 or 703-860-4000 (for international callers) so that we can update your account information.

You can also send an email to membersupport@nafme.org.

Select Join Renew at the top of the page



Complete or update your contact information and select the NEXT button at the bottom of the page

City State

ZIP Country

Teaching Levels (Check all that apply)

<input type="checkbox"/> Pre-School	<input type="checkbox"/> Elementary	<input type="checkbox"/> Junior or Middle School	<input type="checkbox"/> Senior High School
<input type="checkbox"/> College or University	<input type="checkbox"/> Private or Studio	<input type="checkbox"/> Administrator or Supervisor	

Teaching Areas (Check all that apply)

<input type="checkbox"/> Band	<input type="checkbox"/> History, Theory, Composition or Technology	<input type="checkbox"/> Mariachi	<input type="checkbox"/> Special Learners
<input type="checkbox"/> Choral or Voice	<input type="checkbox"/> Jazz	<input type="checkbox"/> Orchestra	<input type="checkbox"/> Teacher Education
<input type="checkbox"/> General Music	<input type="checkbox"/> Keyboard	<input type="checkbox"/> Research	<input type="checkbox"/> Technology
<input type="checkbox"/> Guitar	<input type="checkbox"/> Marching Band	<input type="checkbox"/> Show Choir	<input type="checkbox"/> Voice

Proceed to Member Type Selection

Follow the on-screen instructions for selecting your national and state membership options.

If you experience any difficulty creating or accessing your account, please contact us via email at membersupport@nafme.org or by phone at 800-336-3768 or 703-860-4000 for international calls.