






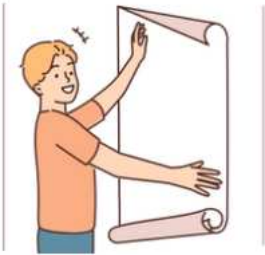



## Choice Board: Interpreting Rhythm Patterns

Choice options	Description
<b>Rhythm Flashcards</b> 	Create flashcards with different rhythm patterns using whole, half, and quarter notes.
<b>Rhythm Scavenger Hunt</b> 	Find everyday sounds and match them to the correct rhythm patterns.
<b>Group Clap-Along</b> 	In small groups, create a short rhythm pattern and perform it using body percussion.
<b>Rhythm Story</b> 	Write a short story that includes a rhythm pattern you create and illustrate it.

<p><b>Rhythm Game</b></p> 	<p>Develop a fun game that lets classmates guess the rhythm pattern by listening.</p>
<p><b>Digital Rhythm App</b></p> 	<p>Use a Garageband to create and share an original rhythm pattern with the class.</p>
<p><b>Rhythm Dance</b></p> 	<p>Choreograph a simple dance that incorporates different rhythm patterns and perform it.</p>
<p><b>Rhythm Poster</b></p> 	<p>Design a poster that illustrates different rhythm patterns and meter signatures.</p>
<p><b>Peer Teaching</b></p> 	<p>Pair up with a classmate and take turns teaching each other a rhythm pattern.</p>